





















**Group: A - L6 2011 & 2012**

<b>Name</b>	<b>Floor Score</b>	<b>Vault Score</b>	<b>A-Bars</b>	<b>Total</b>	<b>Position</b>
EH	12.6	9.8	9.2	<b>31.6</b>	 1 
LO	12.6	9.6	8.7	<b>30.9</b>	 2 
EM	12	9.6	9.1	<b>30.7</b>	 3 
EB	12.5	9.2	8.9	<b>30.6</b>	4
NF	12.4	9.3	8.8	<b>30.5</b>	5
BD	12.3	8.6	8.1	<b>29</b>	6
MP	11.7	8.7	7.8	<b>28.2</b>	7
EL				<b>0</b>	DNC









**Group: B - L6 2012 & 2013**

<b>Name</b>	<b>Floor Score</b>	<b>Vault Score</b>	<b>A-Bars</b>	<b>Total</b>	<b>Position</b>
IB	12.2	9.6	8.5	<b>30.3</b>	 1 = 
ML	12.4	9.5	8.4	<b>30.3</b>	 1 = 
JL	12.6	9.5	8	<b>30.1</b>	 2 
IF	12.4	9.3	7.8	<b>29.5</b>	 3 
BA	12.6	9	7.1	<b>28.7</b>	4
LR	12.5	8.7	7.2	<b>28.4</b>	5









**Group: C - L6 2010+**

<b>Name</b>	<b>Floor Score</b>	<b>Vault Score</b>	<b>A-Bars</b>	<b>Total</b>	<b>Position</b>
MB	11.5	9.9	9.4	<b>30.8</b>	 1 
ZB	11.4	9.5	8.1	<b>29</b>	 2 
OK	12.1	8.9	7.8	<b>28.8</b>	 3 
ND	11.6	8.9	7.85	<b>28.35</b>	4
AG	10.2	9.3	8.6	<b>28.1</b>	5
IH				<b>0</b>	DNC







**Group: D - Metallica**

<b>Name</b>	<b>Floor Score</b>	<b>Vault Score</b>	<b>A-Bars</b>	<b>Total</b>	<b>Position</b>
CH	9.5	9.4	0.01	<b>18.91</b>	 1 
LS	9.2	9.3	0.01	<b>18.51</b>	 2 = 
IA	9.2	9.3	0.01	<b>18.51</b>	 2 = 
JB	8.9	9	0.01	<b>17.91</b>	 3 
EF	8.7	9.1	0.01	<b>17.81</b>	4







**Group: E - L5 2011 & 2012 & 2013**

<b>Name</b>	<b>Floor Score</b>	<b>Vault Score</b>	<b>A-Bars</b>	<b>Total</b>	<b>Position</b>
CR	8.2	8.9	9	<b>26.1</b>	 1 
JM	8.2	9.2	8.6	<b>26</b>	 2 = 
AS	8.4	8.6	9	<b>26</b>	 2 = 
EW	8.2	8.6	8.6	<b>25.4</b>	 3 
AP	7.9	8.3	9	<b>25.2</b>	4
PM	8.1	8.8	7.8	<b>24.7</b>	5
MM	8.1	8.5	8.1	<b>24.7</b>	6
AW	8.1	8.2	7.2	<b>23.5</b>	7
RR	7.6	8.3	6.7	<b>22.6</b>	8
IO				<b>0</b>	DNC







**Group: F - L5 2014 Older Gymnasts**

<b>Name</b>	<b>Floor Score</b>	<b>Vault Score</b>	<b>A-Bars</b>	<b>Total</b>	<b>Position</b>
BG	8.3	8.9	8.8	<b>26</b>	 1 
MS	7.8	9.3	8	<b>25.1</b>	 2 
VK	7.9	9.1	7.9	<b>24.9</b>	 3 
FR	8	8.7	7.5	<b>24.2</b>	4 =
AA	8	9.2	7	<b>24.2</b>	4 =
PC	7.6	8.9	7.4	<b>23.9</b>	5
EF	7.4	8.5	7.8	<b>23.7</b>	6
MJ	8.3	8.5	6.8	<b>23.6</b>	7
CH	7.3	8.4	7.6	<b>23.3</b>	8

**Group: G - L5 2014 Younger Gymnasts & 2015**







<b>Name</b>	<b>Floor Score</b>	<b>Vault Score</b>	<b>A-Bars</b>	<b>Total</b>	<b>Position</b>
EW	8.4	9	9.7	<b>27.1</b>	 1 
IC	8.3	8.3	9.7	<b>26.3</b>	 2 
SJ	8.3	9.4	7.4	<b>25.1</b>	 3 
CM	8.1	8.8	7.7	<b>24.6</b>	4
LD	8	8.6	7.8	<b>24.4</b>	5
FI	8	8.2	7.1	<b>23.3</b>	6
LM	7.9	8.2	7.2	<b>23.3</b>	7
SS	7.5	7.9	6.8	<b>22.2</b>	8

**Group: H - L4**

<b>Name</b>	<b>Floor Score</b>	<b>Vault Score</b>	<b>A-Bars</b>	<b>Total</b>	<b>Position</b>
SS	8.8	8.6	7	<b>24.4</b>	 1 
RT	8.3	8.3	7.7	<b>24.3</b>	 2 
AH	8.5	8.4	7.2	<b>24.1</b>	 3 
FC	8.5	8.1	6.6	<b>23.2</b>	4
EV	8.7	7.7	6.8	<b>23.2</b>	5
FW	8.6	5.7	6.8	<b>21.1</b>	6
CC	8	5.5	7.1	<b>20.6</b>	7



### Group: I - Starters

Name	Floor Score	Vault Score	Beam	Total	Position
AD	9.6	9.8	8.5	<b>27.9</b>	 1 
KL	9.4	9.7	8.4	<b>27.5</b>	 2 
KS	8	9.6	8.5	<b>26.1</b>	 3 
AD	8.6	9.2	7.9	<b>25.7</b>	4
CO	8.4	9.4	7.5	<b>25.3</b>	5